

Parents and Guardians: Use this document to help your child use Raz-Plus at home.

First Steps

Child Login Directions



Go to: <https://clever.com/in/dcpsk12>



Login using your clever credentials



Select **Learning A-Z**

Parent Portal Sign-Up



Log into your child's account




Select **Parents**



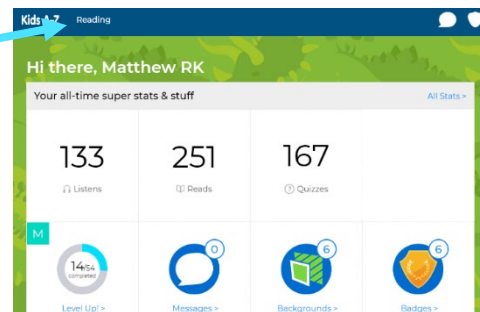
Fill out Parent Request and submit

1. Navigate to the Reading* area:
 - a. For students in Kindergarten–2nd grade:
Click on the *Reading* planet.



- b. For students in 3rd grade and up:
Click *Reading* on the top navigation bar.

* You will be taken directly to the *Reading* planet if you only have access to Raz-Plus.

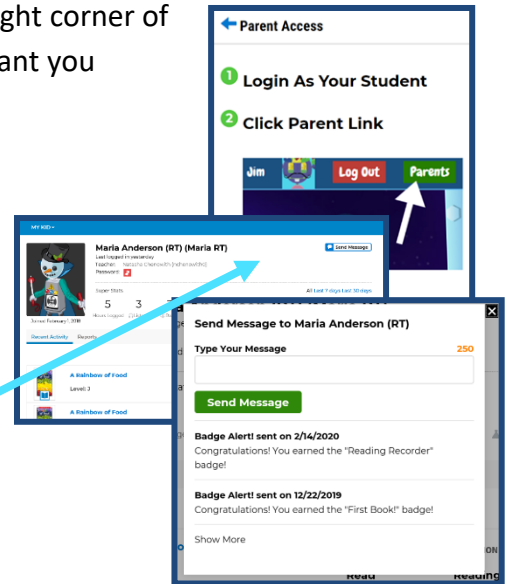


For more information about the Reading area, visit [Get to Know the Student Portal](#).

Tips for Parents and Guardians

- **Request access to the Parent Portal.** Click *Parents* in the top right corner of the www.kidsa-z.com home page. Your teacher will need to grant you access through the roster.

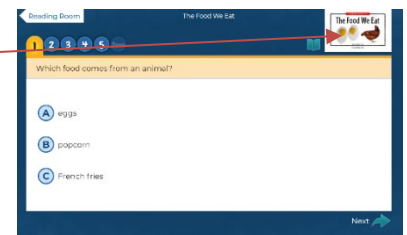
- In the Parent Portal, you can view your child’s reading activity and progress.
- Send your child a message from the Parent Portal.



- Have your child follow the steps for each book: Listen, Read, Quiz.



- During the Quiz, encourage your child to go back in the book to find details to support the answer.



- After your child has finished a book, encourage him/her to spend their stars in the *Star Zone*. They will have fun building their Avatar or decorating their Raz Rocket ship.



We encourage you to set a consistent schedule for reading independently each day.